

ZMX8210

Zone Mixer

Professional 8-Channel 3-Bus Mic/Line Zone Mixer with Remote Control and Link Ports



- Ultra-flexible and easy-to-use zone mixer with remote control ports for commercial sound systems and fixed installation applications
- 6 ultra-low noise Mic/Line inputs with Gain control, -20 dB Pad, Level/Clip indicator, +48 V phantom power and bus-assign switches
- 2 selectable high-headroom stereo inputs with mono/stereo switch
- Channel 1 provides variable threshold (ducking) to enable automatic bus mute for announcements, etc.
- 3 assignable output zones (Left, Right and Aux) with individual Master controls and 5-segment LED meters
- Ultra-musical 4-band master EQ and global microphone low-cut filter for perfect sound adjustment
- Left, Right, Aux and Mute bus links available including Master/Slave switch for connecting multiple units
- Remote master Left/Right level control and Ch. 7/8 select port for ultimate flexibility
- Select switch for routing microphone bus post remote control
- Integrated channel muting system with Priority select
- All inputs/outputs on Euro-type connectors
- High-quality components and exceptionally rugged construction ensure long life
- Conceived and designed by BEHRINGER Germany



A professional 8-channel audio mixer designed specifically for fixed installations, the rack mountable ULTRAZONE ZMX8210 zone mixer can distribute music programming and announcements to up to three zones (rooms). Typical

applications include restaurants, office areas, health clubs and houses of worship, just to name a few.

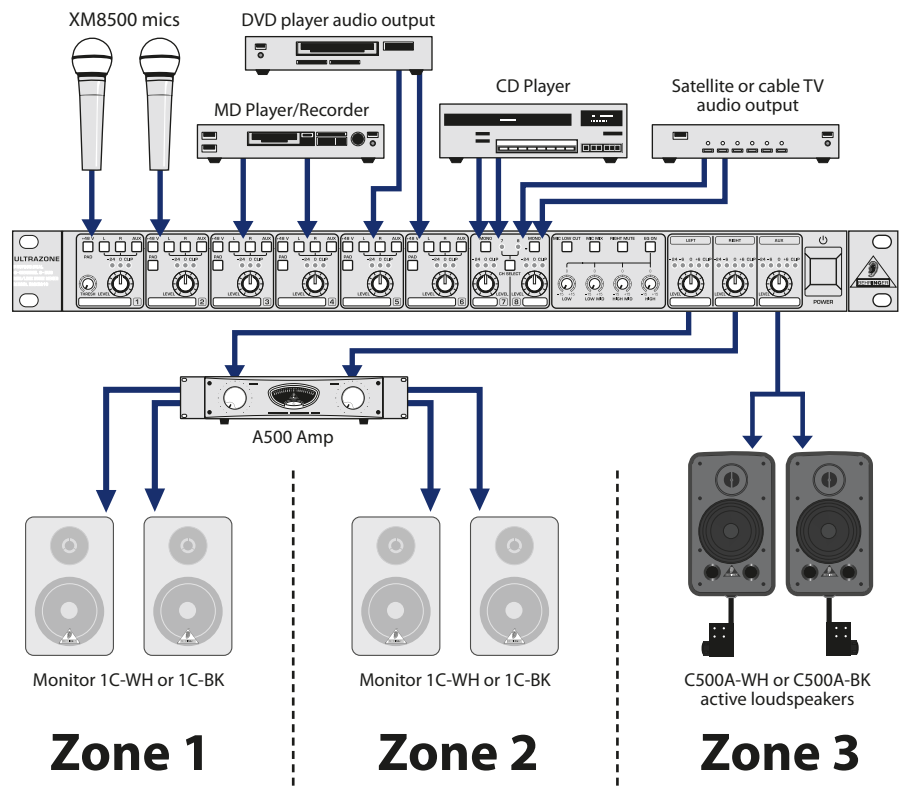
Here's an example of the ZMX8210 mixer in action. Let's say that you own a restaurant and you want to:

- Play the audio from the televised game in the bar
- Present soft background music in the dining area
- Play up-tempo music in the lobby/waiting area and page patrons.

APPLICATIONS

The ZMX8210 lets you take up to eight input signals and route them to any or all

Continued on next page



behringer.com

ZMX8210

Zone Mixer

of three destinations. Maybe you want to play stereo music for clients waiting in the lobby of your office complex and page people in the work area. Another example might be the small church that wants to play soft music in the foyer, mic the preacher in the sanctuary, then send the sermon and music to the nursery. These are all perfect applications for the ZMX8210—multiple sound sources, multiple zones, total flexibility.

ANNOUNCEMENTS THAT GET HEARD

You can also set the ZMX8210 to automatically lower the volume level of the program music in specific zones during announcements. Referred to as “ducking,” this feature allows the voice message to take precedence over the musical program, without turning the music off completely. This ensures that even the softest voice will be heard in the selected zone(s). As an added benefit, remote volume controls can be installed in areas where even more control is desired or needed.

SUPERIOR SOUND QUALITY

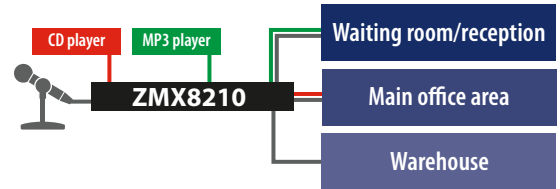
You can use any microphone with the ZMX8210, including professional-grade condenser mics, thanks to the onboard phantom power. The eight input channels feature high-quality mic preamplifiers for absolutely pristine sound quality. A master 4-band equalizer is provided to ensure voice intelligibility and address any potential feedback problems. And if you need more than eight channels, two ZMX8210s can be linked together, providing a total of 16 inputs.

Thanks to its intuitive control panel, even inexperienced users will find the ZMX8210 easy to operate and its features will give you total control over your sonic environment.



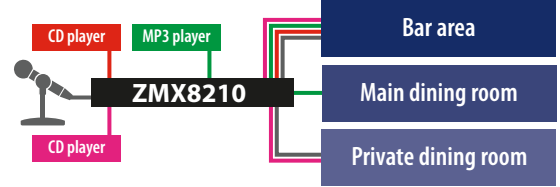
Office / Warehouse

Mellow music and paging for Reception, productivity-stimulating music and paging for the main office area, paging only in the warehouse area.



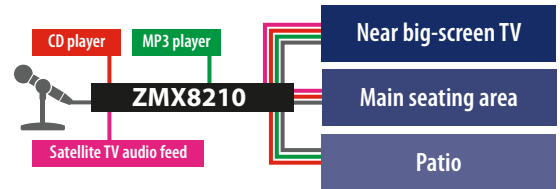
Restaurant

Up-tempo music in the bar, mellow music in the main dining room, separate feed to private dining room. Normally paging is directed to bar area only via Ch.1...but could be directed to all zones for safety announcements.




Pub / Sports Bar

Paging / announcements in all areas. music in main seating area, option of different music on patio. Audio feed from big screen can be directed to immediate viewing area or the whole seating area for those big games.



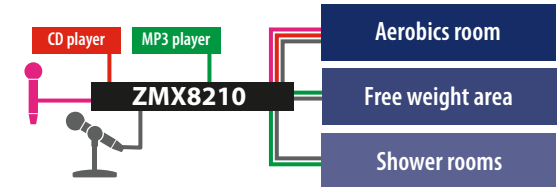
Church

Service can be sent to other areas of church, used for balcony fill or to play background music during other sanctuary events such as weddings..



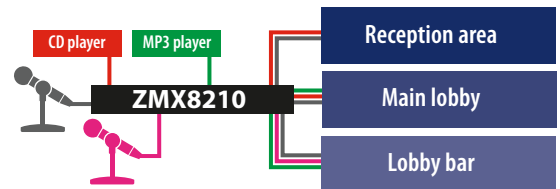
Fitness Center

Paging and safety announcements in all zones. Special work out music and aerobics mic in Zone 1 during sessions. Music in free weight and shower room areas.



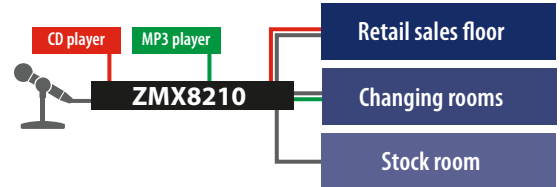
Hotel

Paging and safety announcements in all zones. Choice of music sources to reception and main lobby zones. Music and separate paging in lobby bar.



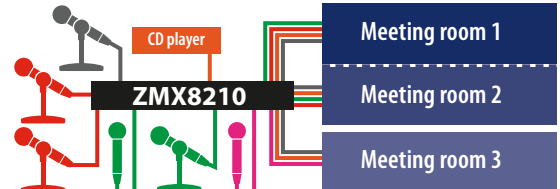
Fashion Retailer

Safety announcements in all zones. Paging to stock room (“Yo Vinnie! We got any size 12’s in purple back there?”). Separate music sources to main sales floor and changing rooms.



Conference Center

Various combinations of microphones in meeting rooms. Flexible mixing options for meeting rooms that expand to more space. Safety paging in all zones. Music source optional to all zones.



ZMX8210

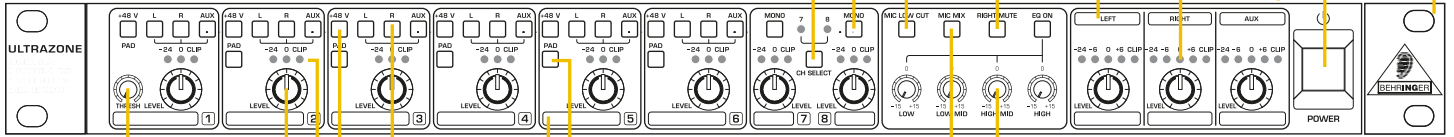
Zone Mixer

In mono mode Stereo Channel 7/8's L/R inputs are mixed and sent to the LEFT, RIGHT and AUX buses (same mono signal to all output buses). In stereo mode the signal of the L input signal is sent to the LEFT bus, R input to the RIGHT bus and a mixed L/R signal to the AUX bus.
CH SELECT activates Channel 7 or 8.

MIC LOW CUT eliminates low-frequency rumble below 100 Hz.
RIGHT MUTE excludes the RIGHT bus from the Mute function.

OUTPUT SECTION with individual level controls for LEFT, RIGHT and AUX buses.
LED ladders constantly display output levels.

Thick steel chassis.
1 RU configuration.
Available in 100, 120 and 230V models.



Channel 1 Threshold Control adjusts level at which the output of Channels 2 – 8 on the LEFT/RIGHT bus is muted in favor of the microphone or other input plugged into Channel 1.

LEVEL adjusts the volume of whatever input source is connected the channel.
-24dB, 0dB and CLIP LEDs help adjust input level.

Inputs from Channels 1-6 can each be assigned to one of three output buses: L, R or AUX.
+48V switch adds phantom power for condenser microphones.

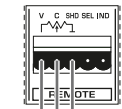
For extremely loud inputs, PAD cuts input level by 20dB.
Labeling area for each channel.

MIC MIX allows only the output volume of Chs. 7/8 on the LEFT/RIGHT bus to be remote controlled. When OFF, the total volume of all channels fed to the LEFT/RIGHT bus are remote controlled.

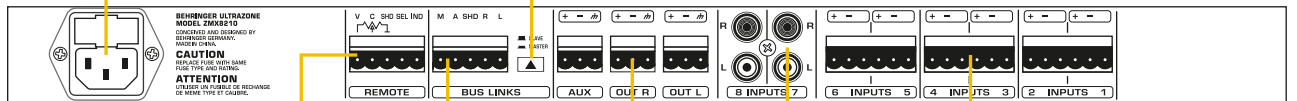
Switchable global 4-band EQ, 15dB boost and cut. Band centers: LOW, 70Hz; LOW MID, 300Hz; HIGH MID, 3kHz; HIGH, 10kHz.

SLAVE/MASTER switch places the ZMX8210 in the master or slave mode of operation.

Standard IEC power cable connection and external replaceable fuse..

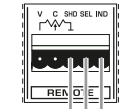


Volume potentiometer



REMOTE (dual mode). Via a simple potentiometer, the volume of the ZMX8210's LEFT and RIGHT buses can be controlled from a wall receptacle. Volume can also be controlled with an 11V positive control voltage.

A push-button switch and two control diodes can also be used to remote control the CH SELECT switch of Channels 7 and 8.



Channel select switch

BUS LINKS connect LEFT/RIGHT/AUX output buses of two ZMX8210s together to provide additional inputs. Mute signal of Master ZMX8210 is also transmitted.

Outputs for LEFT, RIGHT and AUX buses via Euro-style connectors.

RCA jack inputs for Stereo Channels 7 and 8.

Inputs for Channels 1-6 via Euro-style connectors.

INPUTS 1 – 6

Type	Euro-type connector, electronically balanced
Impedance	16 kΩ balanced, 15 kΩ unbalanced (with PAD)
Max. input level	+ 12 dBu (with PAD)
Max. gain	40 dB
Crosstalk	> 63 dB @ 1 kHz
Common-mode rejection ratio (CMRR)	> 75 dB @ 1 kHz, 22 Hz – 22 kHz
Equivalent input noise (EIN)	-116 dBu A-weighted; terminated with 150 Ω

INPUTS 7 – 8

Type	RCA connectors, unbalanced
Impedance	10 kΩ, unbalanced
Max. input level	+ 15 dBu
Max. gain	15 dB

OUT L, OUT R, AUX

Type	Euro-type connector, balanced
Max. gain	22 dB
Max. gain (input/output)	62 dB (without PAD)
Impedance	60 Ω, unbalanced, 120 Ω, balanced
Max. output level	+ 21 dBu unbalanced/balanced
Crosstalk (output/output)	> 63 dB @ 1 kHz
Noise (all level controls down)	-105 dBu A-weighted
Signal-to-noise ratio	87 dB @ 0 dB A-weighted

BUS LINKS

Type	Euro-type connector, unbalanced
Impedance	approx. 150 Ω
Max. output level	+ 21 dBu

REMOTE INPUT

Type	Euro-type connector
Volume control	30 dB attenuation with 10 kΩ potentiometer (not included) 60 dB attenuation with 100 kΩ potentiometer (not included)
Channel select 7/8	Push-button switch (1 pin) required (not included)

EQ

MIC LOW CUT	High-pass filter; Cutoff frequency: 100 Hz
LOW	± 15 dB @ 70 Hz
LOW MID	± 15 dB @ 300 Hz
HIGH MID	± 15 dB @ 3 kHz
HIGH	± 15 dB @ 10 kHz

SYSTEM SPECIFICATIONS

Frequency response	20 Hz – 22 kHz ± 0.5 dB
Distortion (THD+N)	< 0.05 %

POWER SUPPLY

Power consumption	max. 25 W
Fuse	T 630 mA H 250 V (100 – 120 V ~, 50/60 Hz) T 315 mA H 250 V (220 – 240 V ~, 50/60 Hz)

DIMENSIONS/WEIGHT

Dimensions	approx. 1 3/4" x 19" x 8 1/2" (approx. 44.5 mm x 482.6 mm x 217 mm)
Weight	approx. 4.9 lb. (2.2 kg)

BEHRINGER is constantly striving to maintain the highest professional standards. As a result of these efforts, modifications may be made from time to time to existing products without prior notice. Specifications and appearance may differ from those listed or illustrated.

For service, support or more information contact the BEHRINGER location nearest you:

BEHRINGER Australia tel.: +61 3 9877 7170, fax: +61 3 9877 7870 **BEHRINGER Germany** tel.: +49 2154 9206 4149, fax: +49 2154 9206 4199 **BEHRINGER Japan** tel.: +81 3 5281 1180, fax: +81 3 5281 1181 **BEHRINGER Singapore** tel: +65 5845 1800, fax: +65 6214 0275 **BEHRINGER USA / CANADA** tel: 1 425 672 0816, fax: +1 425 673 7647

©2008 BEHRINGER International GmbH. Technical specifications and appearance subject to change without notice. The information contained herein is correct at the time of printing. BEHRINGER accepts no liability for any loss which may be suffered by any person who relies either wholly or in part upon any description, photograph or statement contained herein.

behringer.com

